

BC COMMUNITY BAT PROGRAM

BC Annual Bat Count Summary 2018



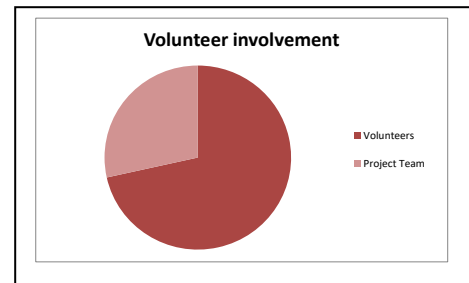
Why counting bats is important

The BC Annual Bat Count is a summer emergence count of bats at day roosts in human-made structures (e.g. houses, barns, bat houses). Begun in 2012, we now have data on seven bat species from 2,107 counts done at 389 sites around the province.

Annual Bat Count data is a key part of our provincial bat monitoring program. It is important to monitor bats because bats face a wide variety of threats, including habitat loss, increasing severity of fires, and wide-scale mortality from White-nose Syndrome. Human activities have large potential to cause declines or to support bat populations. Monitoring will inform our policies and actions to protect and conserve our bats. No private landowner information is passed along when the count results are shared.

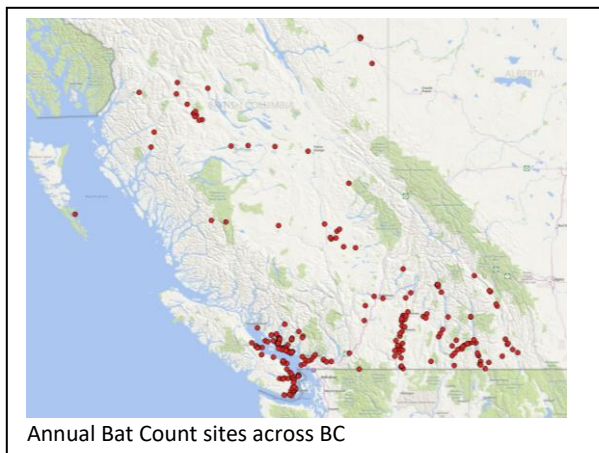
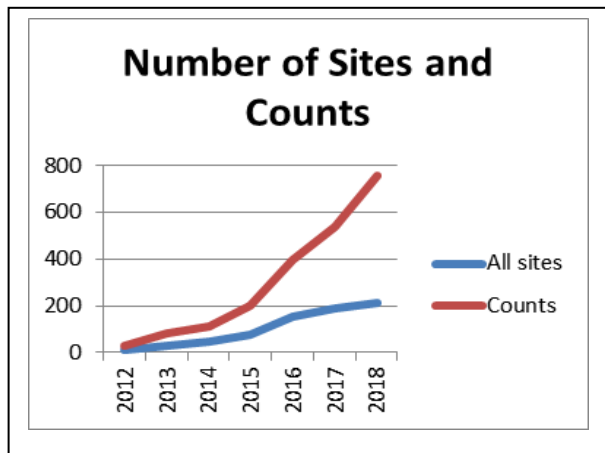
Number of volunteers

The BC Annual Bat Count continues to grow! In 2018, volunteers donated **613 volunteer-nights**, participating in **540 bat counts**. In fact, the majority of the counts were done by volunteers across the province.



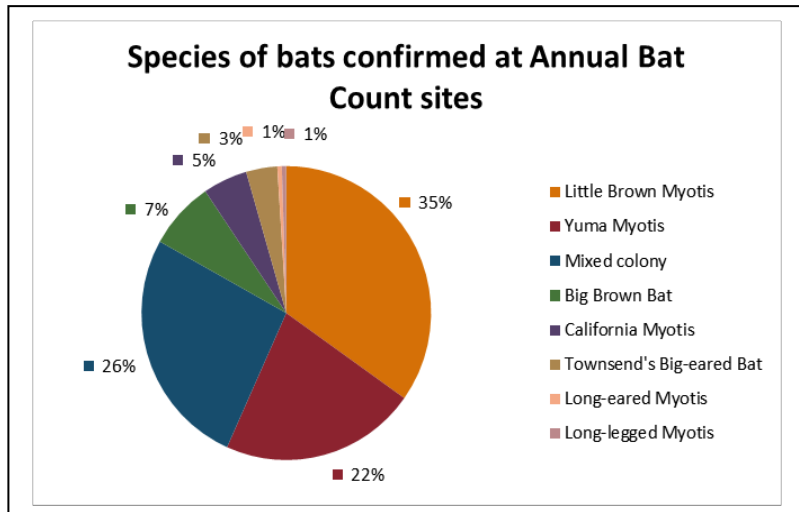
Number of sites

In 2018, there were a total of 755 counts done at 214 roost sites.



Species of bats

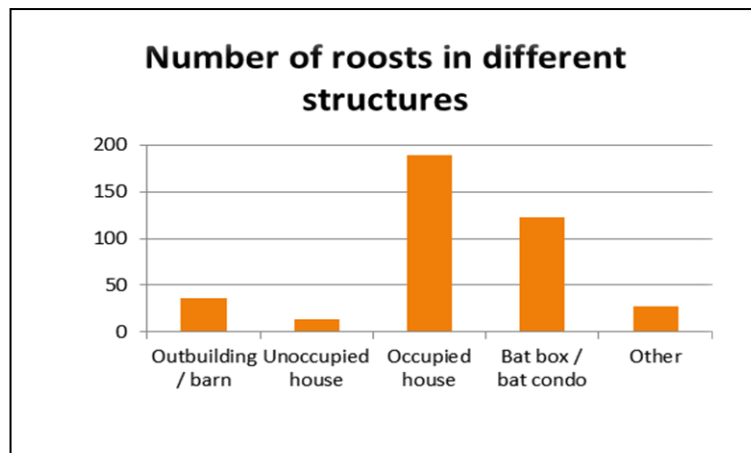
Seven species have been identified at sites counted in the Annual Bat Count. Most common are the Little Brown Myotis and Yuma Myotis. Mixed colonies, with more than one species present, are also common. More information about these species can be found on our [website](#) or in the [Bat-friendly Communities Guide](#).



There are 201 sites where we know the species of bat living there. If you have a roost and do not know what species of bat lives there, you can submit a guano sample following [the directions](#) on our Bat Count page, or contact the [BC Community Bat Program Coordinator](#).

Structures used by bats

Most roost sites are located in occupied houses (189 sites; 49%) and bat boxes or bat condos (123 sites; 32%). Bat colonies are also monitored in outbuildings/barns, unoccupied houses, and other structures (churches and bridges).



Trends at count sites

While not statistically analyzed yet, the Annual Bat Count data set can illustrate trends in populations. Stay tuned for information on how bat colonies in your region are doing.

Thank-you for counting! We look forwards to your 2019 results!

Visit: www.bcbats.ca [Annual Bat Count](#)



HABITAT CONSERVATION
TRUST FOUNDATION



Forest Enhancement
Society of British Columbia

This project was undertaken with the financial support of:
Or projet a été réalisé avec l'appui financier de:



Environment and
Climate Change Canada

Environnement et
Changement climatique Canada



Ministry of
Environment and
Climate Change Strategy